


## Using the Document Camera


The document camera is used to display documents as well as other small items to the monitors in the courtroom. Different styles of document camera are used in different courtrooms. See pictures below for reference.

### Instructions:


1. Verify that the camera power is turned on.
2. Place document on white platform of camera.
3. Zoom in/out on the document as necessary.
4. Focus in/out on the document as necessary or select "Auto" or "AF" to automatically focus.



Camera style 1



Camera style 2



Camera style 3